

1 30-68 & 128-130 INC

SECTION 32 BLOCK 225 LOT 36-68 ADDRESS CARD No. 12 ASSESSMENT SUMMARY

PROPERTY DESCRIPTION
 21,115. 320,250.
 22 14 FP
 DS 3 15-7-8
 RC CHURCH OF OUR LADY OF VICTORY
 SEC 32 BLK 225 A-46789
 LOTS 30-36 INC & 128-130 INC RELIG

16,164. 166,000.
 22 FP
 LADY OF VICTORY R C CHURCH
 SEC 32 BLK 225
 LOTS 36-68 INC RELIGIOUS

16,164. 166,050.
 22 14 FP
 LADY OF VICTORY R C CHURCH
 SEC 32 BLK 225
 LOTS 36-68 INC RELIGIOUS

79659

REMARKS
 10/175 Cont RR Po. 1/2175 RR 1/9
 80 x 100 x 25 - + CF 500 = 2500
 20 x 65 x 30 - x 84 x 25²⁰ = 504
 80 x 134 x 30 x 112 x 33⁶⁰ = 2688
 40 x 99 x 30 x 99 x 29²⁰ = 1188
 60 x 67 x 30 x 89 x 28²⁰ = 1512
 335 x 100 x 25² x = 8375
 5 x 115 x 25 x 106 x 26⁵⁰ = 133
 40 x 115 x 25 x 106 x 26⁵⁰ = 1060
 TOTAL = 17960 - 10% = 16164
 120 x 100 x 25 = 3000 - 10% = 2700
 50 x 100 x 25 = 1250 - 10% = 1125
 5 x 100 x 25 = 125 - 10% = 113
 45 x 815 x 25 x 94 x 23⁵⁰ = 1058 - 10% = 952
 45 x 15 x 25 x 6 x 1⁵⁰ = 68 - 10% = 61
 TOTAL 21115
 30-68 INC & 128-130 INC GROUPED FOR 18 79
 A-46789 FEB 16 1978

LAND	
BLDGS	
TOTAL	400000
LAND	
BLDGS	
TOTAL	
LAND	17960
BLDGS	166421
TOTAL	184381
LAND	17960
BLDGS	
TOTAL	184400
LAND	
BLDGS	
TOTAL	
LAND	16164
BLDGS	100749
TOTAL	166000
LAND	16164
BLDGS	149909
TOTAL	166050
LAND	21115
BLDGS	299140
TOTAL	320250

LAND RECORD

NO UTILITIES	LOW
NO SEWER	HIGH
NO WATER	ROUGH
NO GAS	ROCKY
NO ELECTRICITY	SWAMPY
NO STREET	HILLSIDE
DIRT STREET	WOODED
SEMI IMPROVED ST.	BRUSH LAND
NO SIDEWALK	TILLABLE

LAND VALUE COMPUTATIONS

FRONTAGE FIGURED	AVERAGE DEPTH	UNIT PRICE	UNIT PERCENT	FRONT FT. PRICE	COR. INFL.	TOTAL	\$ DEPR.	VALUE
80	100	25			500	2500		17960
20	65	30	24	25.20		504		
80	134	30	112	33.60		2688		
40	99	30	48	24.10		1188		
60	67	30	24	25.20		1512		
335	100	25	106	26.50		8375		
	115	25				133		

OCCUPANCY	CONSTRUCTION	SIZE	GRADE	AGE	REMODL'D	COND.	PHY. DEP.	FUNCT. DEP.	REPL. VALUE	PHYSICAL VALUE	SOUND VALUE
SCHOO L	2 nd R BR.		A	10		F	15		106,000	90,117	
CHURCH	1 st & B BR.		A	10		F	15		67,500	57,400	
add.	BR			1975		G	3		150	145	

FOUNDATION	ATTIC & BSMT. FIN.	TOTAL							147,511	47,662
------------	--------------------	-------	--	--	--	--	--	--	---------	--------

CONCRETE WALLS	ATTIC FL. & STAIRS
CEMENT BLK. WALLS	FIN. ATTIC AREA
BRICK WALLS	FIN. BSMT. AREA
STONE WALLS	RECREATION RM. BSMT.
PIERS	GARAGE IN BSMT.
BASEMENT AREA	
ROOMS	
BSMT.	
1ST	
2ND	
3RD	
EXTERIOR WALLS	
CLAPBOARDS	
COLONIAL SIDING	
INTERIOR FINISH	
SINGLE SIDING	1ST 2ND 3RD
WOOD SHINGLES	PINE
COMPO. SHINGLES	ENAMELED
STUCCO ON FRAME	CHESTNUT
STUCCO ON TILE OR C.B.	HARDWOOD
FACE BRICK VENEER	
FACE BR. ON TILE OR C.B.	WALL BOARD
COM. BRICK VENEER	MATCH BEAD
COM. BR. ON TILE OR C.B.	UNFIN. INT.
SOLID COM. BRICK	
STONE VENEER	
SOLID STONE	
HEATING	
ROOF INSULATION	STEAM
BLANKET INSULATION	
ROOF TYPE	
HIP	HOT WATER
GABLE	VAPOR
MANSARD	AIR COND.
FLAT	
GAMBREL	

MEASURED	63
LISTED	63
AREA COMP.	63
PRICED	63

79660

BUILDING COMPUTATION		19
S.F.		
S.F.		
S.F.		
S.F.		
S.F.		
S.F.		
S.F.		
S.F.		
S.F.		
BSMT. AREA		19
WALLS		
ROOF		19
FLOORS		
FLOORS		19
ATTIC		
INT. FIN.		19
HEATING		
FIREPLACES		19
PLUMBING		
TILING		19

ROOFING		FIREPLACES	
ASPHALT SHINGLE	HOT AIR	FIREPLACE STACKS	
WOOD SHINGLE	PIPELESS	FIREPLACES	
ASBESTOS SHINGLE	NO HEATING SYST.	ARTIFICIAL FIREPLACE	
SLATE - STD. WT.	OIL BURNER	INCINERATOR	
SLATE - HEAVY	COAL STOKER	LIGHTING	
TILE	GAS BOILER	NO ELECTRIC LTG.	
METAL		GAS LIGHTING	
COMPOSITION		PRIVATE LTG. SYST.	
FLOORS		LIGHTING	
B	1ST 2ND 3RD	DRILLED WELL	
CEMENT		PRIVATE WATER SYST.	
EARTH		WATER ONLY	
PINE		NO PLUMBING	
HARDWOOD			
SINGLE FL.			

PLUMBING		TILING	
BATHROOMS		BATH FLOOR & WAINSCOT	
STALL SHOWER BATH ROOM		BATH FLOOR & WALLS	
STALL SHOWER EXTRA		BATH FLOOR ONLY	
TOILET ROOMS		TOILET RM. FL. & WAINS.	
WATER CLOSET EXTRA		TOILET RM. FL. & WALLS	
LAVATORY EXTRA		TOILET RM. FL. ONLY	
SINK EXTRA		KITCHEN WAINSCOT	
SEPTIC TANK OR CESSPOOL		LOCATION	
DRILLED WELL		GOOD FAIR POOR	
PRIVATE WATER SYST.		INCOME	
WATER ONLY			
NO PLUMBING			

TOTAL	
COST FACTOR	
REPLACEMENT VALUE	
OUTBUILDINGS	
WALL FOUNDATION	
PIER FOUNDATION	
SINGLE WALL SDG.	
DOUBLE WALL SDG.	
SHINGLE WALLS	
STUCCO ON	
CEMENT BLOCK	
BRICK	
UNIT PRICE #1	


CONC. FLOOR	
EARTH FLOOR	
SHINGLE ROOF	
ROLL ROOFING	
ELECTRIC LIGHTS	
FINISHED INT.	
UNIT PRICE #2	

SECTION 32 BLK. 225 LOT ~~128~~ ADDRESS CARD NO. 1/2 ASSESSMENT SUMMARY

PROPERTY DESCRIPTION
 1,125. 5,850.
 22 FP
 OUR LADY OF VICTORY-FLORAL PK
 SEC 32 BLK 225 X-4816
 LOT 128 RELIGIOUS

REMARKS
 Lib 7321
 Cp. 26
 Date 9/23/64
 Rec. 9/29/64
 Letter in file 9/24/63

1966	LAND	1125
	BLDGS.	5234
	TOTAL	5850
19	LAND	
	BLDGS.	
	TOTAL	
19	LAND	
	BLDGS.	
	TOTAL	
19	LAND	
	BLDGS.	
	TOTAL	
19	LAND	
	BLDGS.	
	TOTAL	
19	LAND	
	BLDGS.	
	TOTAL	
19	LAND	
	BLDGS.	
	TOTAL	



LAND RECORD X14

NO UTILITIES	LOW
NO SEWER	HIGH
NO WATER	ROUGH
NO GAS	ROCKY
NO ELECTRICITY	SWAMPY
	HILLSIDE
NO STREET	WOODED
DIRT STREET	BRUSH
SEMI IMPROVED ST.	TILLABLE
NO SIDEWALK	

LAND VALUE COMPUTATIONS

FRONTAGE FIGURED	AVERAGE DEPTH	UNIT PRICE	UNIT PERCENT	FRONT FT. PRICE	COR. INFL.	TOTAL	\$ DEPR.	VALUE

19	LAND	
	BLDGS.	
	TOTAL	
19	LAND	
	BLDGS.	
	TOTAL	

OCCUPANCY	CONSTRUCTION	SIZE	GRADE	AGE	REMODL'D	COND.	PHY. DEP.	FUNCT. DEP.	REPL. VALUE	PHYSICAL VALUE	SOUND VALUE

FOUNDATION		ATTIC & BSMT. FIN.		TOTAL										BUILDING COMPUTATION												
CONCRETE WALLS		ATTIC FL. & STAIRS												S.F.												
CEMENT BLK. WALLS		FIN. ATTIC AREA												S.F.												
BRICK WALLS		FIN. BSMT. AREA												S.F.												
STONE WALLS		RECREATION RM., BSMT.												S.F.												
PIERS		GARAGE IN BSMT.												S.F.												
BASEMENT AREA		ROOMS												S.F.												
1/2	1/2	1/2												BSMT.	1ST											
EXTERIOR WALLS		2ND	3RD																							
CLAPBOARDS		INTERIOR FINISH																								
COLONIAL SIDING														1ST	2ND	3RD										
SINGLE SIDING																										
WOOD SHINGLES		PINE																								
COMPO. SHINGLES		ENAMELED																								
STUCCO ON FRAME		CHESTNUT																								
STUCCO ON TILE OR C.B.		HARDWOOD																								
FACE BRICK VENEER																										
FACE BR. ON TILE OR C.B.		WALL BOARD																								
COM BRICK VENEER		MATCH BEAD																								
COM BR. ON TILE OR C.B.		UNFIN. INT																								
SOLID COM. BRICK																										
STONE VENEER																										
SOLID STONE																										
ROOF INSULATION		HEATING																								
BLANKET INSULATION		STEAM																								
ROOF TYPE		HOT WATER																								
HIP	GABLE	VAPOR																								
MANSARD	FLAT	AIR COND.																								
GAMBREL																										
ROOFING				MEASURED																						
ASPHALT SHINGLE		HOT AIR		LISTED																						
WOOD SHINGLE		PIPELESS		AREA COMP.																						
ASBESTOS SHINGLE		NO HEATING SYST.		PRICED																						
SLATE - STD. WT.		OIL BURNER		PLUMBING		TILING																				
SLATE - HEAVY		COAL STOKER		BATHROOMS		BATH FLOOR & WAINSCOT				TOTAL																
TILE		GAS BOILER		STALL SHOWER BATH ROOM		BATH FLOOR & WALLS				COST FACTOR																
METAL				STALL SHOWER EXTRA		BATH FLOOR ONLY				REPLACEMENT VALUE																
COMPOSITION		FIREPLACES		TOILET ROOMS		TOILET RM. FL & WAINS.				OUTBUILDINGS																
FLOORS		FIREPLACE STACKS		WATER CLOSET EXTRA		TOILET RM. FL & WALLS				WALL FOUNDATION		CONC. FLOOR														
B	1ST	2ND	3RD	FIREPLACES		TOILET RM. FL ONLY				PIER FOUNDATION		EARTH FLOOR														
CEMENT				ARTIFICIAL FIREPLACE		KITCHEN WAINSCOT				SINGLE WALL SDG.																
EARTH				INCINERATOR						DOUBLE WALL SDG.		SHINGLE ROOF														
PINE						SEPTIC TANK OR CESSPOOL				SHINGLE WALLS		ROLL ROOFING														
HARDWOOD				LIGHTING		DRILLED WELL		LOCATION		STUCCO ON																
SINGLE FL				NO ELECTRIC LTG.		PRIVATE WATER SYST.		GOOD		CEMENT BLOCK		ELECTRIC LIGHTS														
				GAS LIGHTING				FAIR		BRICK		FINISHED INT.														
				PRIVATE LTG. SYST.		WATER ONLY		POOR																		
						NO PLUMBING																				
										UNIT PRICE #1		UNIT PRICE #2														


SECTION	BLOCK	LOT	ADDRESS	CARD No.	ASSESSMENT SUMMARY	
32	225	28-29 30-6.8 INC 128-130 INC	24 Bellmore Ave	2/2 7/9	LAND	770
PROPERTY DESCRIPTION: HERBERT DION 24 BELLMORE AVE FLORAL PK L I					BLDGS.	
					TOTAL	6200
					LAND	
22 1 F.P. 1					BLDGS.	
					TOTAL	
					LAND	
H. DION F.P. VILLA CO N. 10 27 INCL					BLDGS.	5230
					TOTAL	6480
					LAND	1250
1943 ✓					BLDGS.	
					TOTAL	6500
					LAND	
43					BLDGS.	
					TOTAL	5850
					LAND	
44					BLDGS.	
					TOTAL	
					LAND	
1,125. 5,650					BLDGS.	
					TOTAL	
					LAND	
22 1 D 202 F.P. 494					BLDGS.	
					TOTAL	
					LAND	
H. DION SEC 32 BLK 225 LOT 128					BLDGS.	
					TOTAL	
					LAND	
79663					BLDGS.	
					TOTAL	
					LAND	

LAND RECORD	
NO UTILITIES	LOW
NO SEWER	HIGH
NO WATER	ROUGH
NO GAS	ROCKY
NO ELECTRICITY	SWAMPY
	HILLSIDE
NO STREET	WOODED
DIRT STREET	BRUSH LAND
SEMI IMPROVED ST.	TILLABLE
NO SIDEWALK	

LAND VALUE COMPUTATIONS											
FRONTAGE FIGURED	AVERAGE DEPTH	UNIT PRICE	UNIT PERCENT	FRONT FT. PRICE	COR. INFL.	TOTAL	\$ DEPR.	VALUE			
50	100	25-				1250-			LAND		
									BLDGS.		
									TOTAL		
									LAND		
									BLDGS.		
									TOTAL		

OCCUPANCY	CONSTRUCTION	SIZE	GRADE	AGE	REMOD. C	COND.	PHY. DEP.	FUNCT. DEP.	REPL. VALUE	PHYSICAL VALUE	SOUND VALUE
VW G.	1 1/2 ST FR. PR.		R+5	10		F	25		6485	4864	
Low	2 CAR. 1-S-PR.	20X22	B	16		F	29		528	375	

FOUNDATION				ATTIC & BSMT. FIN.			
CONCRETE WALLS	<input checked="" type="checkbox"/>	ATTIC FL. & STAIRS					
CEMENT BLK. WALLS		FIN. ATTIC AREA					
BRICK WALLS		FIN. BSMT. AREA					
STONE WALLS		RECREATION RM. BSMT.					
PIERS		GARAGE IN BSMT.					
BASEMENT AREA				ROOMS			
1/2	1/2	1/2		BSMT.	1ST	4-5R	
EXTERIOR WALLS				2ND	5	3RD	
CLAPBOARDS	1-5	INTERIOR FINISH					
COLONIAL SIDING				1ST	2ND	3RD	
SINGLE SIDING							
WOOD SHINGLES	2ND	PINE					
COMPO. SHINGLES		ENAMELED					
STUCCO ON FRAME		CHESTNUT					
STUCCO ON TILE OR C.B.		HARDWOOD					
FACE BRICK VENEER							
FACE BR. ON TILE OR C.B.		WALL BOARD					
COM. BRICK VENEER		MATCH BEAD					
COM. BR. ON TILE OR C.B.		UNFIN. INT.					
SOLID COM. BRICK							
STONE VENEER							
SOLID STONE							
ROOF INSULATION				HEATING			
BLANKET INSULATION		STEAM					
ROOF TYPE				HOT WATER			
HIP		GABLE		VAPOR			
MANSARD		FLAT		AIR COND.			
GAMBREL							
ROOFING				MEASURED			
ASPHALT SHINGLE	1	<input checked="" type="checkbox"/>		HOT AIR	67		
WOOD SHINGLE				PIPELESS	18		
ASBESTOS SHINGLE				NO HEATING SYST.	115		
SLATE - STD. WT.				OIL BURNER	125		
SLATE - HEAVY				COAL STOKER			
TILE				GAS BOILER			
METAL							
COMPOSITION				FIREPLACES			
				FIREPLACE STACKS	11	<input checked="" type="checkbox"/>	
				FIREPLACES	11	<input checked="" type="checkbox"/>	
				ARTIFICIAL FIREPLACE			
				INCINERATOR			
FLOORS				LIGHTING			
	B	1ST	2ND	3RD	NO ELECTRIC LTG.		
CEMENT	<input checked="" type="checkbox"/>				GAS LIGHTING		
EARTH					PRIVATE LTG. SYST.		
PINE			<input checked="" type="checkbox"/>	<input checked="" type="checkbox"/>			
HARDWOOD			<input checked="" type="checkbox"/>	<input checked="" type="checkbox"/>			
SINGLE FL.							



BUILDING COMPUTATION			19
960 S.F.		4987	
144 S.F.	+50	527	
96 S.F.	-2.00	192	
S.F.			
S.F.			
S.F.			
S.F.			
S.F.			
S.F.			
BSMT. AREA	FINAL (F) 200		
WALLS			
ROOF			
FLOORS			
FLOORS			
ATTIC			
INT. FIN.			
HEATING			
FIREPLACES	049/60		
PLUMBING			
TILING	110		
		6176	
		319	
	+59	12485	
TOTAL			19
COST FACTOR			19
REPLACEMENT VALUE			19
OUTBUILDINGS			19
WALL FOUNDATION	<input checked="" type="checkbox"/>	CONC. FLOOR	
PIER FOUNDATION		EARTH FLOOR	
SINGLE WALL SDG.	<input checked="" type="checkbox"/>	SHINGLE ROOF ASD	
DOUBLE WALL SDG.		ROLL ROOFING	
SHINGLE WALLS			
STUCCO ON		ELECTRIC LIGHTS	
CEMENT BLOCK		FINISHED INT.	
BRICK			
UNIT PRICE #1 1120			19
UNIT PRICE #2			

79663

32 225

30

E2082339 N181205

32-225

30-68-INC #128-130-INC

30-68 INC 128-130 INC

SECTION 32 BLK. 225 LOT 30-35 ADDRESS _____ CARD NO. 32/19 ASSESSMENT SUMMARY

PROPERTY DESCRIPTION

2,700. 142,700.
 22 FP
 R C CHURCH OF OUR LADY OF VICTORY
 SEC 32 BLK. 225 X-2945
 LOTS 30-35 INC RELIGIOUS

2,700. 2,900.
 22 FP
 R C CHURCH OF OUR LADY OF VICTORY
 SEC 32 BLK 225 X-2945
 LOTS 30-35 INC RELIGIOUS

2,700. 2,700.
 22 FP
 R C CHURCH OF OUR LADY OF VICTORY
 SEC 32 BLK 225 X-2945
 LOTS 30-35 INC RELIGIOUS

REMARKS

FEB 20 1962

3/16/62 - ON CARDS 2130 3/3 - 12) DWELLINGS
 DEMOLISHED. GAR. 12x18 SILL UP RE 21162

12/17/62 GAR ON CARD 3/3 DEMOLISHED NO DATE

2-1-62 TS

date 7/20/43 9/18/43
 Rev 6/1/43 9/20/43
 L 2603 4995
 P 498 46

19	LAND	2700
19	BLDGS	9600
19	TOTAL	12300
19	LAND	2700
19	BLDGS	186
19	TOTAL	2400
19	LAND	2700
19	BLDGS	
19	TOTAL	2700
19	LAND	2700
19	BLDGS	140000
19	TOTAL	142700
19	LAND	
19	BLDGS	
19	TOTAL	
19	LAND	
19	BLDGS	
19	TOTAL	
19	LAND	
19	BLDGS	
19	TOTAL	

LOTSLAND RECORD X14 RELIGIOUS

NO UTILITIES	LOW	FRONTAGE FIGURED	AVERAGE DEPTH	UNIT PRICE	UNIT PERCENT	FRONT FT. PRICE	COR. INFL.	TOTAL	\$ DEPR.	VALUE
NO SEWER	HIGH	120	100	25				3000	10%	2700
NO WATER	ROUGH									
NO GAS	ROCKY									
NO ELECTRICITY	SWAMPY									
	HILLSIDE									
NO STREET	WOODED									
DIRT STREET	BRUSH									
SEMI IMPROVED ST.	TILLABLE									
NO SIDEWALK										

19	LAND	
19	BLDGS	
19	TOTAL	
19	LAND	
19	BLDGS	
19	TOTAL	

80-68 INC 128-130 INC

SECTION 32 BLOCK 225 LOT 30-32 ADDRESS 20 Bellmore Str. CARD NO. 719

PROPERTY DESCRIPTION

C. A. BERNEBREG
20 BELLMORE ST.
FLORAL PARK, L. I.

22 1 F.P. 1

C. BEINBERG
F.P. VILLA CO
53181

15 .14
30-32 INCL

1,350. 6,100.

22 1 D. 202 F.P. 494

C. BEINBERG
SEC 32 BLK 225
LOTS 30-32 INC

79662

REMARKS

MTG 5,000 1944

1943

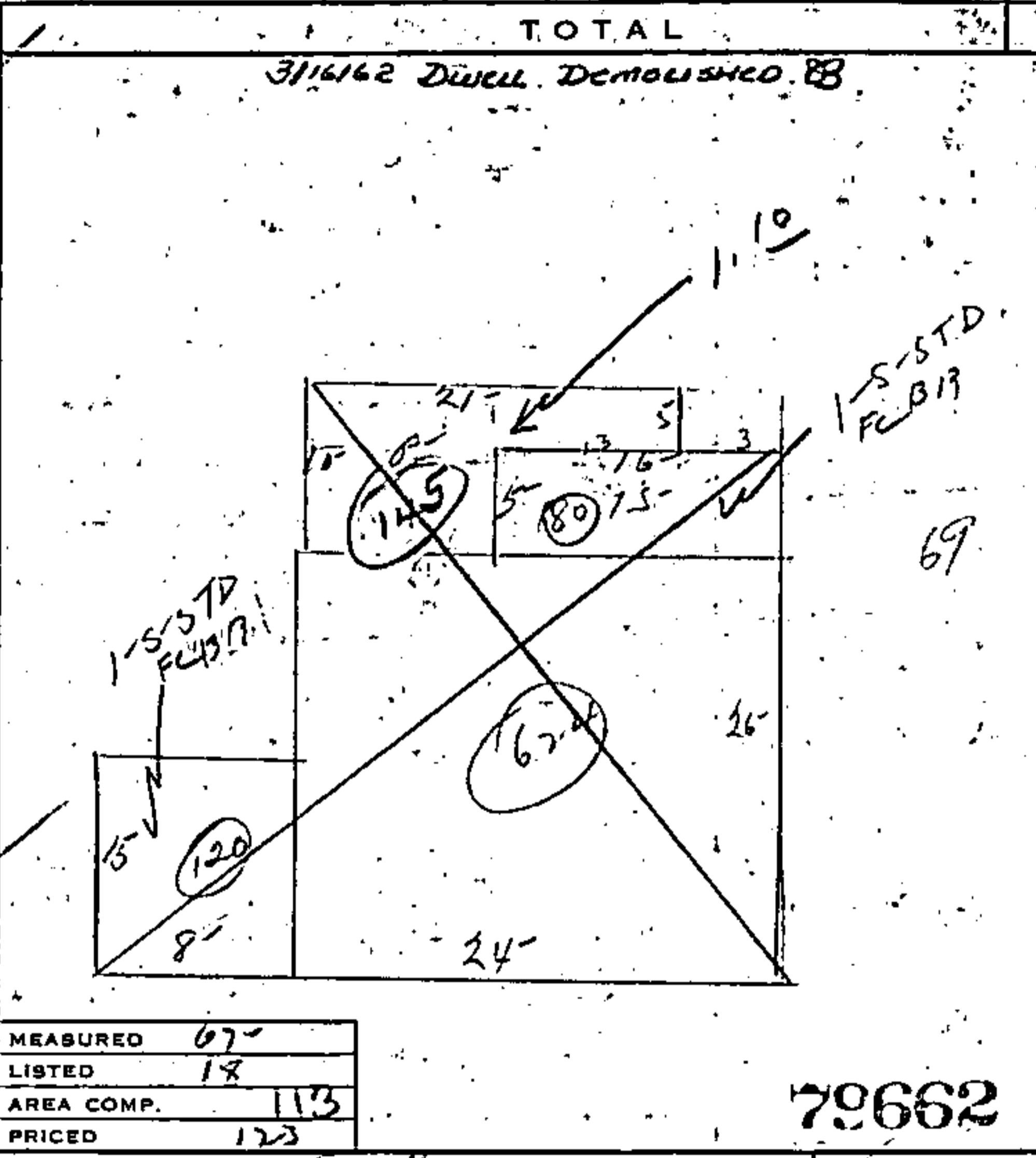
ASSESSMENT SUMMARY	
LAND	960
BLDGS.	
TOTAL	6800
LAND	
BLDGS.	
TOTAL	
LAND	1500
BLDGS.	5290
TOTAL	6790
LAND	1500
BLDGS.	
TOTAL	6800
LAND	1350
BLDGS.	4761
TOTAL	6100
LAND	
BLDGS.	
TOTAL	
LAND	
BLDGS.	
TOTAL	

LAND RECORD	
NO UTILITIES	LOW
NO SEWER	HIGH
NO WATER	ROUGH
NO GAS	ROCKY
NO ELECTRICITY	SWAMPY
	HILLSIDE
NO STREET	WOODED
DIRT STREET	BRUSH LAND
SEMI IMPROVED ST.	TILLABLE
NO SIDEWALK	

LAND VALUE COMPUTATIONS									
FRONTAGE FIGURED	AVERAGE DEPTH	UNIT PRICE	UNIT PERCENT	FRONT FT. PRICE	COR. INFL.	TOTAL	\$ DEPR.	VALUE	
60	100	25				1500			

OCCUPANCY	CONSTRUCTION	SIZE	GRADE	AGE	REMODL'D	COND.	PHY. DEP.	FUNCT. DEP.	REPL. VALUE	PHYSICAL VALUE	SOUND VALUE
DW G.	2-5-17-8		B-10	16		F	25		6805	5104	
Area	1 CAR IS FR	12x18	B	16		F	28		259	186	

FOUNDATION				ATTIC & BSMT. FIN.				
CONCRETE WALLS	<input checked="" type="checkbox"/>	ATTIC FL. & STAIRS	<input checked="" type="checkbox"/>	CEMENT BLK. WALLS	<input checked="" type="checkbox"/>	FIN. ATTIC AREA	<input checked="" type="checkbox"/>	
BRICK WALLS		FIN. BSMT. AREA		STONE WALLS		RECREATION RM. BSMT.		
PIERS		GARAGE IN BSMT.						
BASEMENT AREA				ROOMS				
1/2	1/2	3/4		BSMT.	1ST	2ND	3RD	
EXTERIOR WALLS				INTERIOR FINISH				
CLAPBOARDS		WOOD SHINGLES ACB. ✓		1ST	2ND	3RD		
COLONIAL SIDING		COMPO. SHINGLES						
SINGLE SIDING 2x4 ✓		STUCCO ON FRAME						
WOOD SHINGLES ACB. ✓		STUCCO ON TILE OR C.B.						
COMPO. SHINGLES		FACE BRICK VENEER 12x ✓						
STUCCO ON FRAME		FACE BR. ON TILE OR C.B. ✓						
STUCCO ON TILE OR C.B.		COM. BRICK VENEER						
FACE BRICK VENEER 12x ✓		COM. BR. ON TILE OR C.B.						
FACE BR. ON TILE OR C.B. ✓		SOLID COM. BRICK						
COM. BRICK VENEER		STONE VENEER						
COM. BR. ON TILE OR C.B.		ROOF INSULATION						
SOLID COM. BRICK		BLANKET INSULATION						
STONE VENEER		ROOF TYPE						
		HIP						
		GABLE ✓						
		MANSARD						
		FLAT						
		GAMBREL						
ROOFING				HEATING				
ASPHALT SHINGLE		HOT AIR						
WOOD SHINGLE		PIPELESS						
ASBESTOS SHINGLE ✓		NO HEATING SYST.						
SLATE - STD. WT.		OIL BURNER						
SLATE - HEAVY		COAL STOKER						
TILE		GAS BOILER						
METAL		FIREPLACES						
COMPOSITION		FIREPLACE STACKS						
		FIREPLACES						
		ARTIFICIAL FIREPLACE						
		INCINERATOR						
FLOORS				LIGHTING				
CEMENT	<input checked="" type="checkbox"/>	1ST	2ND	3RD	NO ELECTRIC LTG.			
EARTH					GAS LIGHTING			
PINE					PRIVATE LTG. SYST.			
HARDWOOD	<input checked="" type="checkbox"/>							
SINGLE FL.								



BUILDING COMPUTATION		19	
626 S.F.	4246		
120 S.F.	407		
145 S.F. 160	159		
80 S.F.	301		
S.F.			
S.F.			
S.F.			
S.F.			
BSMT. AREA			
WALLS			
Face Br.	523		
ROOF			
FLOORS			
FLOORS			
ATTIC Fin. (F)	200		
INT. FIN.			
HEATING			
FIREPLACES	160		
PLUMBING			
TILING	190		
	6186		
	619		
	6805		
	+10911		
	79662		
TOTAL		19	
COST FACTOR			
REPLACEMENT VALUE		19	
OUTBUILDINGS			
WALL FOUNDATION	<input checked="" type="checkbox"/>	CONC. FLOOR	<input checked="" type="checkbox"/>
PIER FOUNDATION		EARTH FLOOR	
SINGLE WALL SDG.	<input checked="" type="checkbox"/>	SHINGLE ROOF H.S.P.	<input checked="" type="checkbox"/>
DOUBLE WALL SDG.		ROLL ROOFING	
SHINGLE WALLS		ELECTRIC LIGHTS	
STUCCO ON		FINISHED INT.	
CEMENT BLOCK			
BRICK			
UNIT PRICE #1	1100	UNIT PRICE #2	

30-68 INC 7/28-130 INC

SECTION 32 BLOCK 225 LOT 33-35 ADDRESS 16 Bellmore Ave. CARD NO. ASSESSMENT SUMMARY

1,350. 6,200.
 22 1 F P 1
 OUR LADY OF VICTORY R C CHURCH
 SEC 32 BLK 225
 LOTS 33-35 INC
 F.P VILLA CO 33-35 INCL
 44643

1,350. 6,200.
 22 1 D 202 FP 494
 OUR LADY OF VICTORY REC CHURCH
 SEC 32 BLK 225 A-24679
 LOTS 33-35 INC

290321MH

79661

REMARKS		19	LAND	BLDGS.	TOTAL
		19	960		6800
		19			
		19	1500	5377	6877
		19	1500		6900
✓ 1943		19	1350		6200
DEC 1 9 1959		19	1350	4839	6700
		19			
		19			
		19			
		19			

LAND RECORD	
NO UTILITIES	LOW
NO SEWER	HIGH
NO WATER	ROUGH
NO GAS	ROCKY
NO ELECTRICITY	SWAMPY
	HILLSIDE
NO STREET	WOODED
DIRT STREET	BRUSH LAND
SEMI IMPROVED ST.	TILLABLE
NO SIDEWALK	

LAND VALUE COMPUTATIONS											
FRONTAGE FIGURED	AVERAGE DEPTH	UNIT PRICE	UNIT PERCENT	FRONT FT. PRICE	COR. INFL.	TOTAL	\$ DEPR.	VALUE			
60	100	25				1500			19	LAND	
									19	BLDGS.	
									19	TOTAL	
									19	LAND	
									19	BLDGS.	
									19	TOTAL	

