





4P23-26430

5/14

SECTION 3 BLOCK 131 LOT 23 ADDRESS 78 CLAPHAM AVE CARD No. 2/2 ASSESSMENT SUMMARY

PROPERTY DESCRIPTION

1,850. 1,850.

6 1 2 3 10 26 46 63 58 747

FRANTONE HOMES INC 7401-180

SEC 3 BLK 131

LOT 23 DW 111865

BLK 415

5,650. 5,650.

6 1 2 3 10 26 46 63 58 747

FRANTONE HOMES INC 7401-180

SEC 3 BLK 131

LOT 23 DW 111865

1,850. 5,150.

6 1 2 3 10 26 46 63 58 747

ETHEL ROE 11925

BRAGAN LUELLA 3827-46

SEC 3 BLK 131

LOT 23

REMARKS

L 29 100 X 143 -

1110 US DWELL & GARAGE Demo 8/65

F.P.

1943

7052-104

19	LAND	1400
19	BLDGS.	
19	TOTAL	5800
19	LAND	
19	BLDGS.	
19	TOTAL	
19	LAND	2052
19	BLDGS.	3706
19	TOTAL	5758
19	LAND	Y054
19	BLDGS.	
19	TOTAL	5750
19	LAND	1850
19	BLDGS.	
19	TOTAL	5150
19	LAND	1850
19	BLDGS.	
19	TOTAL	1850
19	LAND	5650
19	BLDGS.	
19	TOTAL	
19	LAND	
19	BLDGS.	
19	TOTAL	

Z12159

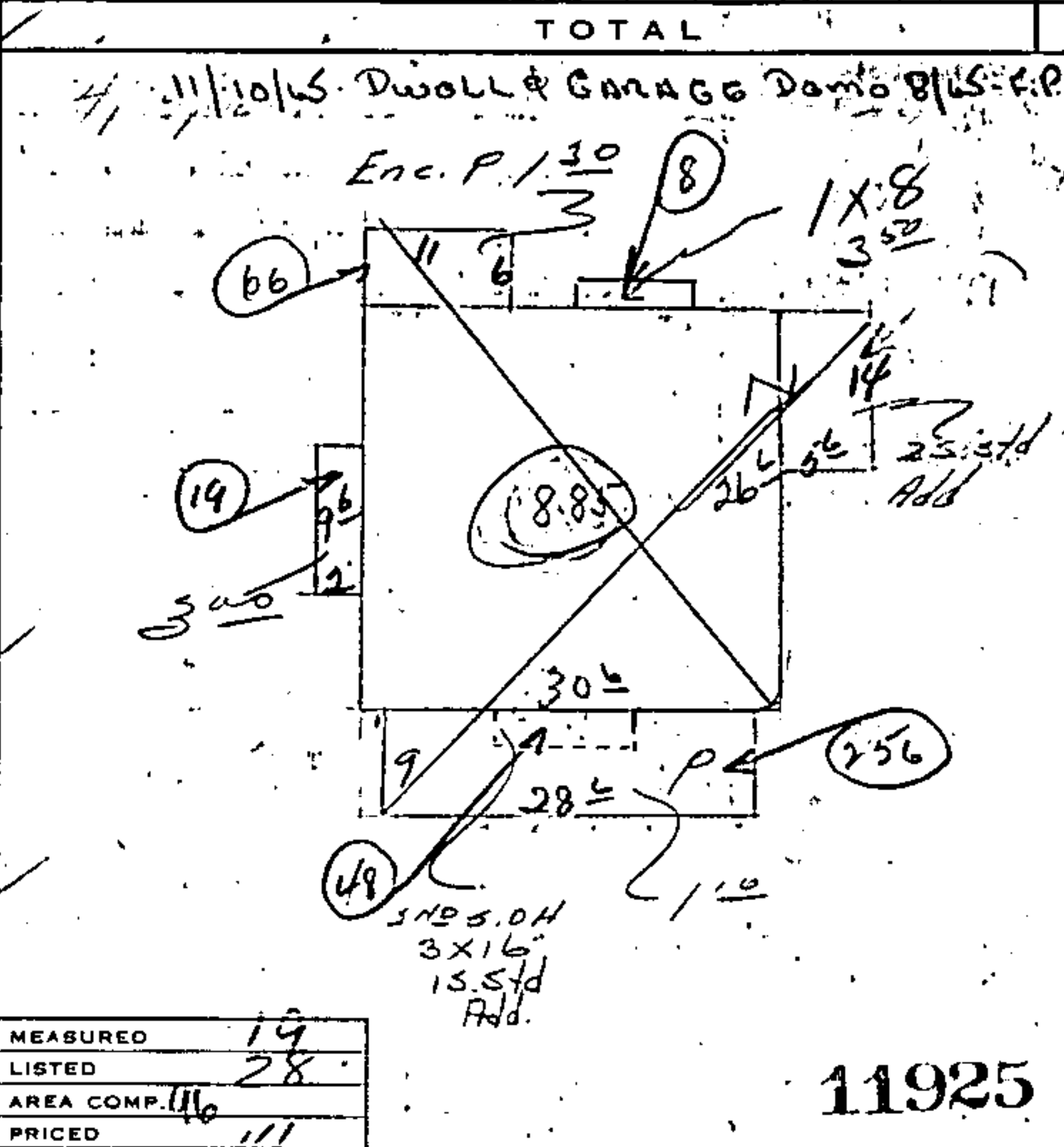
3101

LAND RECORD	
NO UTILITIES	LOW
NO SEWER	HIGH
NO WATER	ROUGH
NO GAS	ROCKY
NO ELECTRICITY	SWAMPY
	HILLSIDE
NO STREET	WOODED
DIRT STREET	BRUSH LAND
SEMI IMPROVED ST.	TILLABLE
NO SIDEWALK	

LAND VALUE COMPUTATIONS									
FRONTAGE FIGURED	AVERAGE DEPTH	UNIT PRICE	UNIT PERCENT	FRONT FT. PRICE	COR. INFL.	TOTAL	\$ DEPR.	VALUE	
100	143	18	114	2052	-	2052			19
100	143	50	113	5650		5650			19
									19
									19
									19

OCCUPANCY	CONSTRUCTION	SIZE	GRADE	AGE	REMODL'D	COND.	PHY. DEP.	FUNCT. DEP.	REPL. VALUE	PHYSICAL VALUE	SOUND VALUE
DWELL	2 1/2 BR FR		BK 10	35		F+	45		6300	3765	
2 CAR	1 1/2 S FR	26' x 20'	B	35		F-	65		689	211	

FOUNDATION		ATTIC & BSMT. FIN.	
CONCRETE WALLS	<input checked="" type="checkbox"/>	ATTIC FL. & STAIRS	<input checked="" type="checkbox"/>
CEMENT BLK. WALLS		FIN. ATTIC AREA	
BRICK WALLS		FIN. BSMT. AREA	
STONE WALLS		RECREATION RM. BSMT.	
PIERS		GARAGE IN BSMT.	
BASEMENT AREA		ROOMS	
1/2	1/2	BSMT.	1ST 3
EXTERIOR WALLS		2ND 4	3RD 0
CLAPBOARDS		INTERIOR FINISH	
COLONIAL SIDING		1ST	2ND
SINGLE SIDING			3RD
WOOD SHINGLES	<input checked="" type="checkbox"/>	PINE	<input checked="" type="checkbox"/>
COMPO. SHINGLES		ENAMELED	<input checked="" type="checkbox"/>
STUCCO ON FRAME		CHESTNUT	
STUCCO ON TILE OR C.B.		HARDWOOD	
FACE BRICK VENEER		WALL BOARD	
FACE BR. ON TILE OR C.B.		MATCH BEAD	
COM. BRICK VENEER		UNFIN. INT.	<input checked="" type="checkbox"/>
COM BR. ON TILE OR C.B.			
SOLID COM. BRICK			
STONE VENEER			
SOLID STONE			
ROOF INSULATION		HEATING	
BLANKET INSULATION		STEAM	
ROOF TYPE		HOT WATER	<input checked="" type="checkbox"/>
HIP	GABLE	VAPOR	
MANSARD	FLAT	AIR COND.	
GAMBREL			
ROOFING		MEASURED	
ASPHALT SHINGLE		19	
WOOD SHINGLE		28	
ASBESTOS SHINGLE		AREA COMP. 116	
SLATE - STD. WT.		PRICED 111	
SLATE - HEAVY			
TILE			
METAL			
COMPOSITION			
FLOORS		FIREPLACES	
B	1ST	FIREPLACE STACKS	1
	2ND	FIREPLACES	1
	3RD	ARTIFICIAL FIREPLACE	
CEMENT		INCINERATOR	
EARTH			
PINE	<input checked="" type="checkbox"/>	LIGHTING	
HARDWOOD	<input checked="" type="checkbox"/>	NO ELECTRIC LTG.	
SINGLE FL.		GAS LIGHTING	
		PRIVATE LTG. SYST.	



BUILDING COMPUTATION		
808 S.F.		5031
9 S.F.	1300	559
166 S.F.	130	86
19 S.F.	300	57
48 S.F.		201
556 S.F.	110	
S.F.		
S.F.		
BSMT. AREA		
WALLS		
ROOF		
FLOORS		56
FLOORS		56
ATTIC		116
INT. FIN.		
HEATING HW		760
FIREPLACES		160
PLUMBING		
TILING		
		5727
	+10%	573
TOTAL		6300
COST FACTOR		
REPLACEMENT VALUE		
OUTBUILDINGS		
WALL FOUNDATION	<input checked="" type="checkbox"/>	CONC. FLOOR 1/2 <input checked="" type="checkbox"/>
PIER FOUNDATION		EARTH FLOOR
SINGLE WALL SDG.	<input checked="" type="checkbox"/>	Wood Fl 1/2 <input checked="" type="checkbox"/>
DOUBLE WALL SDG.		SHINGLE ROOF <input checked="" type="checkbox"/>
SHINGLE WALLS		ROLL ROOFING
STUCCO ON		ELECTRIC LIGHTS <input checked="" type="checkbox"/>
CEMENT BLOCK		FINISHED INT. 1/2 <input checked="" type="checkbox"/>
BRICK		
UNIT PRICE #1	1.30	UNIT PRICE #2

11925

SECTION 3 BLOCK 131 LOT 4 ADDRESS *2nd Ave* CARD NO. *3/14* ASSESSMENT SUMMARY

1,020. 4,350.  
 6 1 2 3 10 30 46 63 58 S 747  
 HERBERT & ALFRED JAFFE  
 SEC 3 BLK 131 8719-303  
 LOT 4 J D I 119-74

1,020. 4,350.  
 6 1 2 3 10 30 46 63 58 S 747  
 JAFFE TILLIE  
 SEC 3 BLK 131  
 LOT 4 DW 11366

1,020. 4,350.  
 6 1 2 3 10 26 46 63 58 N 747  
 JAFFE TILLIE  
 SEC 3 BLK 131  
 LOT 4 11909

REMARKS  
 L.N. 78x100  
 1943  
 1134-1044  
 43

LAND	728
BLDGS.	
TOTAL	2900
LAND	
BLDGS.	
TOTAL	
LAND	1134
BLDGS.	3716
TOTAL	4850
LAND	1134
BLDGS.	
TOTAL	4850.
LAND	1020
BLDGS.	3344
TOTAL	4350
LAND	
BLDGS.	
TOTAL	
LAND	
BLDGS.	
TOTAL	

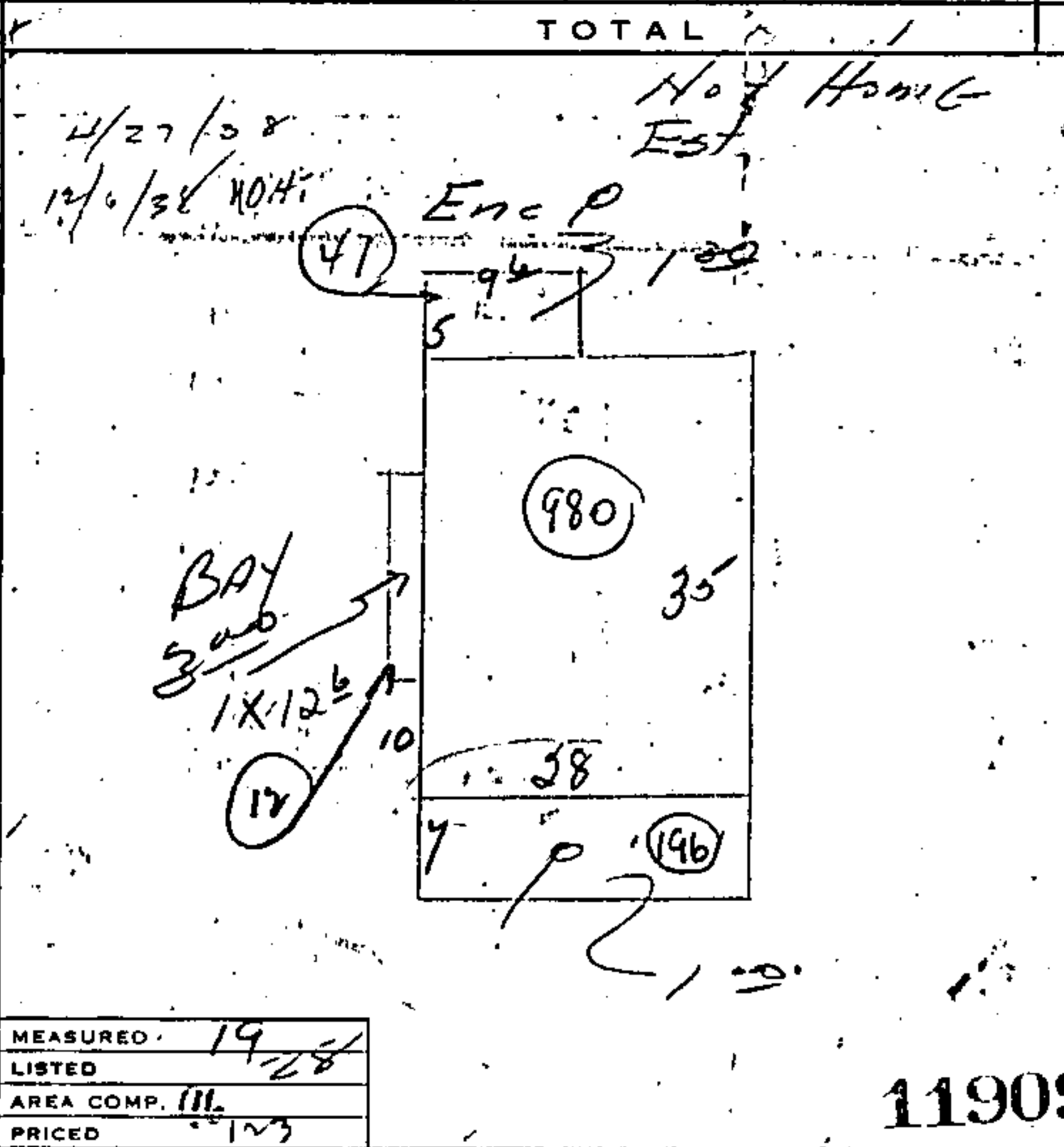
3 R I LAND RECORD *A2*

LAND VALUE COMPUTATIONS

NO UTILITIES	LOW	FRONTAGE FIGURED	AVERAGE DEPTH	UNIT PRICE	UNIT PERCENT	FRONT FT. PRICE	COR. INFL.	TOTAL	\$ DEPR.	VALUE
NO SEWER	HIGH	81	110	14				1134		
NO WATER	ROUGH									
NO GAS	ROCKY									
NO ELECTRICITY	SWAMPY									
	HILLSIDE									
NO STREET	WOODED									
DIRT STREET	BRUSH LAND									
SEMI IMPROVED ST.	TILLABLE									
NO SIDEWALK										

OCCUPANCY	CONSTRUCTION	SIZE	GRADE	AGE	REMODL'D	COND.	PHY. DEP.	FUNCT. DEP.	REPL. VALUE	PHYSICAL VALUE	SOUND VALUE
DWELL	1 1/2 ST FR		B	?		F	30		4788	3355	
GARAGE CAR	1 1/2 ST FR	20 X 28	B	?		F	35		1760	3614	

FOUNDATION		ATTIC & BSMT. FIN.	
CONCRETE WALLS	<input checked="" type="checkbox"/>	ATTIC FL. & STAIRS	<input checked="" type="checkbox"/>
CEMENT BLK. WALLS		FIN. ATTIC AREA	314 <input checked="" type="checkbox"/>
BRICK WALLS		FIN. BSMT. AREA	
STONE WALLS		RECREATION RM. BSMT.	
PIERS		GARAGE IN BSMT.	
BASEMENT AREA		ROOMS	
1/2	3/4	BSMT.	1ST 3
EXTERIOR WALLS		2ND	3RD
CLAPBOARDS		INTERIOR FINISH	
COLONIAL SIDING			1ST 2ND 3RD
SINGLE SIDING		PINE	
WOOD SHINGLES	<input checked="" type="checkbox"/>	ENAMELED	<input checked="" type="checkbox"/>
COMPO. SHINGLES		CHESTNUT	
STUCCO ON FRAME		HARDWOOD	
STUCCO ON TILE OR C.B.		WALLBOARD	
FACE BRICK VENEER		MATCH BEAD	
FACE BR. ON TILE OR C.B.		UNFIN. INT.	
COM BRICK VENEER			
COM BR. ON TILE OR C.B.			
SOLID COM. BRICK			
STONE VENEER			
SOLID STONE			
ROOFING		HEATING	
ASPHALT SHINGLE	<input checked="" type="checkbox"/>	STEAM	<input checked="" type="checkbox"/>
WOOD SHINGLE		HOT WATER	
ASBESTOS SHINGLE		VAPOR	
SLATE - STD. WT.		AIR COND.	
SLATE - HEAVY			
TILE			
METAL			
COMPOSITION			
FLOORS		LIGHTING	
CEMENT	<input checked="" type="checkbox"/>	NO ELECTRIC LTG.	
EARTH		GAS LIGHTING	
PINE		PRIVATE LTG. SYST.	
HARDWOOD	<input checked="" type="checkbox"/>		
SINGLE FL.			



BUILDING COMPUTATION		19	10
980 S.F.		3842	10:90
47 S.F.	130	61	3344
12 S.F.	3	736	
196 S.F.	1	196	
S.F.			
S.F.			
S.F.			
S.F.			
BSMT. AREA			
WALLS			
ROOF			
FLOORS			
FLOORS		6.9	
ATTIC		722	
INT. FIN.			
HEATING			
FIREPLACES			
PLUMBING			
TILING			
TOTAL		4788	
COST FACTOR			
REPLACEMENT VALUE			
OUTBUILDINGS		19	10
WALL FOUNDATION	<input checked="" type="checkbox"/>	CONC. FLOOR	<input checked="" type="checkbox"/>
PIER FOUNDATION	<input checked="" type="checkbox"/>	EARTH FLOOR	
SINGLE WALL SDG.	<input checked="" type="checkbox"/>	SHINGLE ROOF	<input checked="" type="checkbox"/>
DOUBLE WALL SDG.		ROLL ROOFING	
SHINGLE WALLS		ELECTRIC LIGHTS	
STUCCO ON		FINISHED INT.	
CEMENT BLOCK			
BRICK			
UNIT PRICE #1	1.00	UNIT PRICE #2	

33-31-31

SECTION 3 BLK. 131 LOT 4423-26 ADDRESS \_\_\_\_\_ CARD NO. 2/14 ASSESSMENT SUMMARY

PROPERTY DESCRIPTION

REMARKS

19	LAND	
19	BLDGS.	
19	TOTAL	
19	LAND	
19	BLDGS.	
19	TOTAL	
19	LAND	
19	BLDGS.	
19	TOTAL	
19	LAND	
19	BLDGS.	
19	TOTAL	
19	LAND	
19	BLDGS.	
19	TOTAL	
19	LAND	
19	BLDGS.	
19	TOTAL	
19	LAND	
19	BLDGS.	
19	TOTAL	

EXAMPLE

LAND RECORD	
NO UTILITIES	LOW
NO SEWER	HIGH
NO WATER	ROUGH
NO GAS	ROCKY
NO ELECTRICITY	SWAMPY
	HILLSIDE
NO STREET	WOODED
DIRT STREET	BRUSH
SEMI IMPROVED ST.	TILLABLE
NO SIDEWALK	

LAND VALUE COMPUTATIONS										
FRONTAGE FIGURED	AVERAGE DEPTH	UNIT PRICE	UNIT PERCENT	FRONT FT. PRICE	COR. INFL.	TOTAL	\$ DEPR.	VALUE		
155	380	100	134	134		20770		20770		
86	176	100	119	119		10189		10189		
129	186	100	121	121	245	14789		14789		
100	200	100	122	120	136	12336		12336		
206	100	10				2060		2060		
57	17	14	38	5 <sup>32</sup>		303	-75%	26		

19	LAND	
19	BLDGS.	
19	TOTAL	
19	LAND	
19	BLDGS.	
19	TOTAL	

OCCUPANCY	CONSTRUCTION	SIZE	GRADE	AGE	REMOUL'D	COND.	PHY. DEP.	FUNCT. DEP.	REPL. VALUE	PHYSICAL VALUE	SOUND VALUE

FOUNDATION		ATTIC & BSMT. FIN.		TOTAL										BUILDING COMPUTATION		
CONCRETE WALLS		ATTIC FL. & STAIRS												S.F.		
CEMENT BLK. WALLS		FIN. ATTIC AREA												S.F.		
BRICK WALLS		FIN. BSMT. AREA												S.F.		
STONE WALLS		RECREATION RM. BSMT.												S.F.		
PIERS		GARAGE IN BSMT.												S.F.		
BASEMENT AREA		ROOMS												S.F.		
1/2	1/2	1/2												S.F.		
EXTERIOR WALLS		BSMT.	1ST											S.F.		
		2ND	3RD											S.F.		
CLAPBOARDS		INTERIOR FINISH												S.F.		
COLONIAL SIDING														S.F.		
SINGLE SIDING			1ST 2ND 3RD											S.F.		
WOOD SHINGLES		PINE												S.F.		
COMPO. SHINGLES		ENAMELED														
STUCCO ON FRAME		CHESTNUT														
STUCCO ON TILE OR C.B.		HARDWOOD														
FACE BRICK VENEER																
FACE BR. ON TILE OR C.B.		WALL BOARD														
COM BRICK VENEER		MATCH BEAD														
COM BR. ON TILE OR C.B.		UNFIN. INT.														
SOLID COM. BRICK																
STONE VENEER																
SOLID STONE																
ROOF INSULATION		HEATING														
BLANKET INSULATION		STEAM														
ROOF TYPE		HOT WATER														
HIP	GABLE	VAPOR														
MANSARD	FLAT	AIR COND.														
GAMBREL																
ROOFING				MEASURED												
ASPHALT SHINGLE		HOT AIR		LISTED												
WOOD SHINGLE		PIPELESS		AREA COMP.												
ASBESTOS SHINGLE		NO HEATING SYST.		PRICED												
SLATE - STD. WT.		OIL BURNER		PLUMBING		TILING										
SLATE - HEAVY		COAL STOKER		BATHROOMS	BATH FLOOR & WAINSCOT											
TILE		GAS BOILER		STALL SHOWER BATH ROOM	BATH FLOOR & WALLS											
METAL				STALL SHOWER EXTRA	BATH FLOOR ONLY											
COMPOSITION		FIREPLACES		TOILET ROOMS	TOILET RM. FL. & WAINS.											
		FIREPLACE STACKS		WATER CLOSET EXTRA	TOILET RM. FL. & WALLS											
		FIREPLACES		LAVATORY EXTRA	TOILET RM. FL. ONLY											
		ARTIFICIAL FIREPLACE		SINK EXTRA	KITCHEN WAINSCOT											
		INCINERATOR		SEPTIC TANK OR CESSPOOL		TOTAL										
		LIGHTING		DRILLED WELL		COST FACTOR										
		NO ELECTRIC LTG.		PRIVATE WATER SYST.		REPLACEMENT VALUE										
		GAS LIGHTING		WATER ONLY		OUTBUILDINGS										
		PRIVATE LTG. SYST.		NO PLUMBING		WALL FOUNDATION										
						CONC. FLOOR										
						PIER FOUNDATION										
						EARTH FLOOR										
						SINGLE WALL SDG.										
						DOUBLE WALL SDG.										
						SHINGLE ROOF										
						SHINGLE WALLS										
						ROLL ROOFING										
						STUCCO ON										
						CEMENT BLOCK										
						ELECTRIC LIGHTS										
						BRICK										
						FINISHED INT.										
						UNIT PRICE #1										
						UNIT PRICE #2										

4-23-26+30 / 33-35

1114

SECTION 3 BLK. 131 LOT # ADDRESS \_\_\_\_\_ CARD No. 42 ASSESSMENT SUMMARY

63,088 787,920 772,850 815X-4  
 NH 461 241 15,070 747X-4  
 85190-0830 3 67  
 1-2-3-10-30-46-S-63-82-58  
 1-2-3-10-30-46-S-63-58  
 ST. MARYS ROMAN CATHOLIC CHURCH  
 SEC 3 BLOCK 131 LIC A-052-228 X-009154  
 LOT 4,23-26, 18, 30  
 EXEMPT REL 769,030 815X-4  
 59,291 784,100 15,070 747X-4  
 NH 6  
 85347-0849.14 EXEMPT 26300  
 1-2-3-10-30-46-S-63-82-58  
 1-2-3-10-30-46-S-63-58  
 ST. MARYS ROMAN CATHOLIC CHURCH  
 SEC 3 BLOCK 131 A-052-228 X-009154  
 LOT 4,23-26, 18, 30  
 EXEMPT RELIGIOUS  
 CLASS 620.14 EXEMPT 26300 REASON CODE 21

REMARKS

X 9154

4-23-26+30

LOTS GROUPED FOR 1986

AS 228 JUN 7 1985

1986	1987
815,677,285	769,030
747,15,070	15,070

1985	LAND	1021
1985	BLDGS	3344
1985	TOTAL	4350
1986	LAND	63088
1986	BLDGS	724824
1986	TOTAL	787920
1987	LAND	59291
1987	BLDGS	724824
1987	TOTAL	784100

CLASS 620.14 EXEMPT 26300 REASON CODE 21

LAND RECORD	
NO UTILITIES	LOW
NO SEWER	HIGH
NO WATER	ROUGH
NO GAS	ROCKY
NO ELECTRICITY	SWAMPY
	HILLSIDE
NO STREET	WOODED
DIRT STREET	BRUSH
SEMI IMPROVED ST.	TILLABLE
NO SIDEWALK	

LAND VALUE COMPUTATIONS											
FRONTAGE FIGURED	AVERAGE DEPTH	UNIT PRICE	UNIT PERCENT	FRONT FT. PRICE	COR. INFL.	TOTAL	\$ DEPR.	VALUE			
4-81	100	14				1134	10	1021	19	LAND	
23-100	143	18	114	20		2052	10	1847	19	BLDGS	
25-100	100	18				1800	10	1620	19	TOTAL	
4	48	14				572	10	605	19	LAND	
See card for detail						60210	10	54198	19	BLDGS	
									19	TOTAL	

59291

OCCUPANCY	CONSTRUCTION	SIZE	GRADE	AGE	REMOOD'G	COND.	PHY. DEP.	FUNCT. DEP.	REPL. VALUE	PHYSICAL VALUE	SOUND VALUE

<b>FOUNDATION</b>		<b>ATTIC &amp; BSMT. FIN.</b>		<b>TOTAL</b>								
-------------------	--	-------------------------------	--	--------------	--	--	--	--	--	--	--	--

CONCRETE WALLS	ATTIC FL. & STAIRS	<div style="font-size: 2em; opacity: 0.5;">             TOTAL              VALUE              OF              WORK              IN              THIS              COLUMN              IS              THE              BASIS              FOR              THE              COST              FACTOR              AND              REPLACEMENT              VALUE              COLUMNS           </div>					<b>BUILDING COMPUTATION</b>						
CEMENT BLK. WALLS	FIN. ATTIC AREA						S.F.						
BRICK WALLS	FIN. BSMT. AREA						S.F.						
STONE WALLS	RECREATION RM. BSMT.						S.F.						
PIERS	GARAGE IN BSMT.						S.F.						

<b>BASEMENT AREA</b>		<b>ROOMS</b>									
1/2	3/4	BSMT.	1ST								
<b>EXTERIOR WALLS</b>		2ND	3RD								

CLAPBOARDS	<b>INTERIOR FINISH</b>										
COLONIAL SIDING		1ST	2ND	3RD							

SINGLE SIDING	PINE										
WOOD SHINGLES	ENAMELED										
COMPO. SHINGLES	CHESTNUT										
STUCCO ON FRAME	HARDWOOD										

STUCCO ON TILE OR C.B.	WALL BOARD										
FACE BRICK VENEER	MATCH BEAD										
COM BRICK VENEER	UNFIN. INT										

COM BR. ON TILE OR C.B.											
SOLID COM. BRICK											
STONE VENEER											
SOLID STONE											

ROOF INSULATION	<b>HEATING</b>										
BLANKET INSULATION	STEAM										
<b>ROOF TYPE</b>		HOT WATER									

HIP	GABLE	VAPOR									
MANSARD	FLAT	AIR COND.									
GAMBREL											

<b>ROOFING</b>		MEASURED									
ASPHALT SHINGLE	HOT AIR	LISTED									
WOOD SHINGLE	PIPELESS	AREA COMP.									
ASBESTOS SHINGLE	NO HEATING SYST.	PRICED									

SLATE - STD. WT.	OIL BURNER	<b>PLUMBING</b>		<b>TILING</b>		<b>TOTAL</b>					
SLATE - HEAVY	COAL STOKER	BATHROOMS	BATH FLOOR & WAINSCOT	<b>COST FACTOR</b>		<b>REPLACEMENT VALUE</b>					
TILE	GAS BOILER	STALL SHOWER BATH ROOM	BATH FLOOR & WALLS								
METAL		STALL SHOWER EXTRA	BATH FLOOR ONLY								
COMPOSITION		TOILET ROOMS	TOILET RM. FL & WAINS.								

WATER CLOSET EXTRA	TOILET RM. FL & WALLS	<b>OUTBUILDINGS</b>									
LAVATORY EXTRA	TOILET RM. FL ONLY	WALL FOUNDATION	CONC. FLOOR								
SINK EXTRA	KITCHEN WAINSCOT	PIER FOUNDATION	EARTH FLOOR								
SEPTIC TANK OR CESSPOOL		SINGLE WALL SDG.	SHINGLE ROOF								
DRILLED WELL		DOUBLE WALL SDG.	ROLL ROOFING								

PRIVATE WATER SYST.		SHINGLE WALLS	STUCCO ON								
WATER ONLY		CEMENT BLOCK	CEMENT BLOCK								
		BRICK	BRICK								




03-131-4 E2083626 N206346

UNIT PRICE #1 UNIT PRICE #2



OCCUPANCY	CONSTRUCTION	SIZE	GRADE	AGE	REMOOD'G	COND.	PHY. DEP.	FUNCT. DEP.	REPL. VALUE	PHYSICAL VALUE	SOUND VALUE

FOUNDATION		ATTIC & BSMT. FIN.		TOTAL										BUILDING COMPUTATION		
CONCRETE WALLS		ATTIC FL. & STAIRS												S.F.		
CEMENT BLK. WALLS		FIN. ATTIC AREA												S.F.		
BRICK WALLS		FIN. BSMT. AREA												S.F.		
STONE WALLS		RECREATION RM. BSMT.												S.F.		
PIERS		GARAGE IN BSMT.												S.F.		
BASEMENT AREA		ROOMS												S.F.		
1/2	1/2	BSMT.	1ST											S.F.		
EXTERIOR WALLS		2ND	3RD											S.F.		
CLAPBOARDS		INTERIOR FINISH												S.F.		
COLONIAL SIDING			1ST											2ND	3RD	
SINGLE SIDING																
WOOD SHINGLES		PINE														
COMPO. SHINGLES		ENAMELED														
STUCCO ON FRAME		CHESTNUT														
STUCCO ON TILE OR C.B.		HARDWOOD														
FACE BRICK VENEER																
FACE BR. ON TILE OR C.B.		WALL BOARD														
COM BRICK VENEER		HATCH BEAD														
COM BR. ON TILE OR C.B.		UNFIN. INT														
SOLID COM. BRICK																
STONE VENEER																
SOLID STONE																
ROOF INSULATION		HEATING		BSMT. AREA												
BLANKET INSULATION		STEAM		WALLS												
ROOF TYPE		HOT WATER		ROOF												
HIP	GABLE	VAPOR		FLOORS												
MANSARD	FLAT	AIR COND.		FLOORS												
GAMBREL				ATTIC												
ROOFING				INT. FIN.												
ASPHALT SHINGLE		HOT AIR		HEATING												
WOOD SHINGLE		PIPELESS		FIREPLACES												
ASBESTOS SHINGLE		NO HEATING SYST.		PLUMBING												
SLATE - STD. WT.		OIL BURNER		TILING												
SLATE - HEAVY		COAL STOKER		TOTAL												
TILE		GAS BOILER		COST FACTOR												
METAL				REPLACEMENT VALUE												
COMPOSITION		FIREPLACES		OUTBUILDINGS												
FLOORS		FIREPLACE STACKS		WALL FOUNDATION		CONC. FLOOR										
	B	FIREPLACES		PIER FOUNDATION		EARTH FLOOR										
CEMENT	1ST	ARTIFICIAL FIREPLACE		SINGLE WALL SDG.		SHINGLE ROOF										
EARTH	2ND	INCINERATOR		DOUBLE WALL SDG.		ROLL ROOFING										
PINE	3RD			SHINGLE WALLS		STUCCO ON										
HARDWOOD		LIGHTING		LOCATION												
SINGLE FL		NO ELECTRIC LTG.		GOOD	FAIR	POOR										
		GAS LIGHTING		INCOME												
		PRIVATE LTG. SYST.														
				UNIT PRICE #1												
				UNIT PRICE #2												

03 131 26 E2083538 N206335

SECTION 3 BLOCK 131 LOT 26 ADDRESS 46 CLAPHAM AVE CARD NO. 1114 ASSESSMENT SUMMARY

PROPERTY DESCRIPTION

810. 4,350.  
 6 1 2 3 10 30 46 63 58 S 747  
 ROCKLYN REALTY CORP 3680-35  
 SEC 3 BLK 131 DW 11366  
 LOT 26

810. 4,350.  
 6 1 2 3 10 26 46 63 58 71 747  
 ROCKLYN REALTY CORP 3680-35  
 SEC 3 BLK 131  
 LOT 26

810. 4,350.  
 6 1 2 3 10 30 46 63 58 S 747  
 SAM & LOTTIE FINEROFF 5928-343  
 SEC 3 BLK 131  
 LOT 26 FIS 123 74

REMARKS

SALE 7-30-48 13500  
 L.J. 20 x 100  
 SALE 5-18-53 = 10,500

1943

900-10 44

43

19	LAND	720
19	BLDGS.	
19	TOTAL	3400
19	LAND	
19	BLDGS.	
19	TOTAL	
19	LAND	900
19	BLDGS.	3938
19	TOTAL	4838
19	LAND	900
19	BLDGS.	
19	TOTAL	4850
19	LAND	810
19	BLDGS.	
19	TOTAL	4350
19	LAND	
19	BLDGS.	
19	TOTAL	
19	LAND	
19	BLDGS.	
19	TOTAL	

SR LAND RECORD 171

NO UTILITIES	LOW
NO SEWER	HIGH
NO WATER	ROUGH
NO GAS	ROCKY
NO ELECTRICITY	SWAMPY
	HILLSIDE
NO STREET	WOODED
DIRT STREET	BRUSH LAND
SEMI IMPROVED ST.	TILLABLE
NO SIDEWALK	

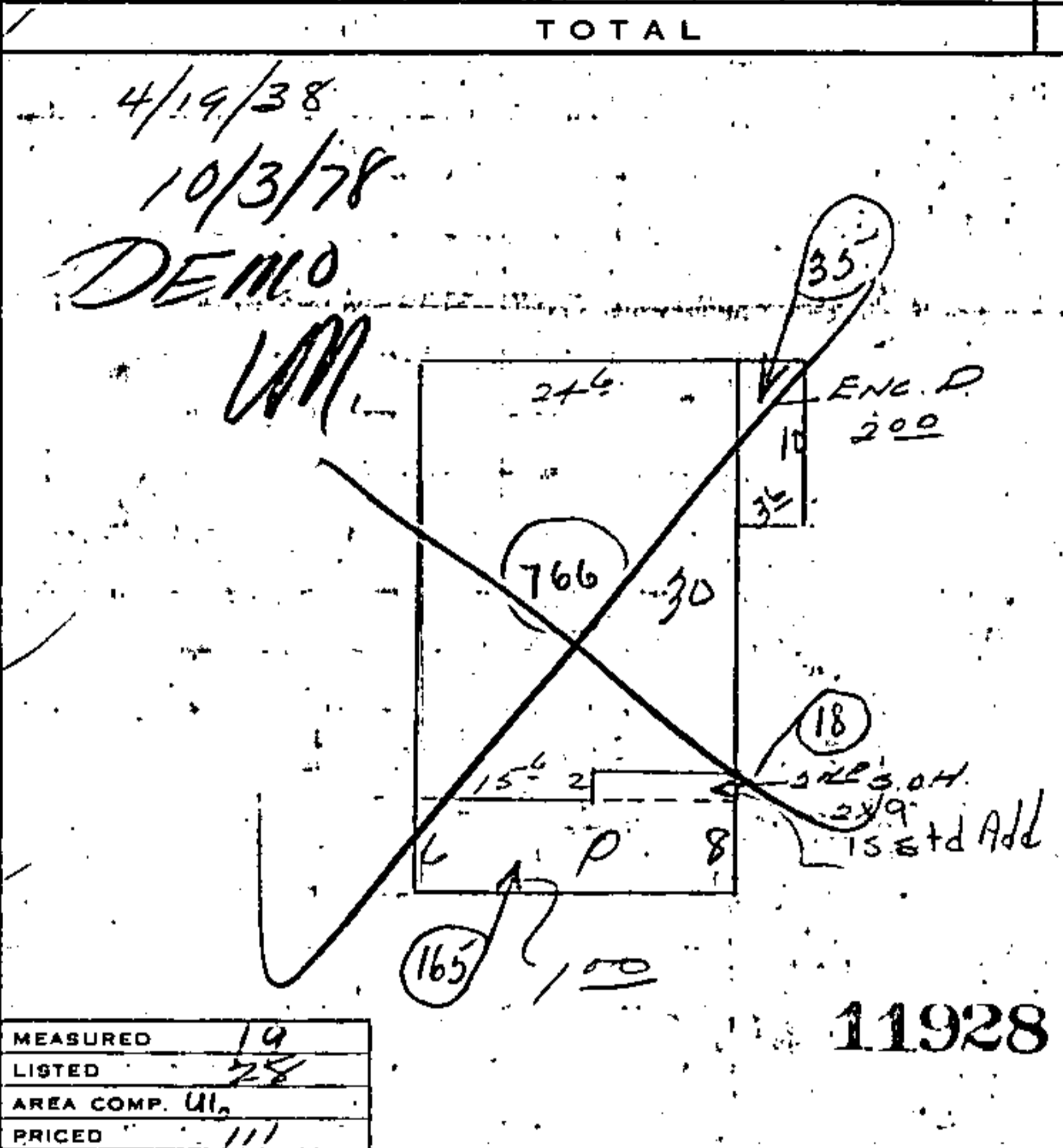
LAND VALUE COMPUTATIONS

FRONTAGE FIGURED	AVERAGE DEPTH	UNIT PRICE	UNIT PERCENT	FRONT FT. PRICE	COR. INFL.	TOTAL	\$ DEPR.	VALUE
50	110	18				900	10.	810

19	LAND	
19	BLDGS.	
19	TOTAL	
19	LAND	
19	BLDGS.	
19	TOTAL	

OCCUPANCY	CONSTRUCTION	SIZE	GRADE	AGE	REMODL'D	COND.	PHY. DEP.	FUNCT. DEP.	REPL. VALUE	PHYSICAL VALUE	SOUND VALUE
<del>DWELL</del>	<del>254 B-FR</del>		<del>B</del>	<del>35</del>		<del>F</del>	<del>40</del>		<del>6198</del>	<del>3719</del>	
<del>GAR</del>	<del>15 FR</del>	78 X 18	B	12		E	25		392	219	

FOUNDATION		ATTIC & BSMT. FIN.	
CONCRETE WALLS	<input checked="" type="checkbox"/>	ATTIC FL. & STAIRS	<input checked="" type="checkbox"/>
CEMENT BLK. WALLS	<input checked="" type="checkbox"/>	FIN. ATTIC AREA	
BRICK WALLS		FIN. BSMT. AREA	
STONE WALLS		RECREATION RM. BSMT.	
PIERS		GARAGE IN BSMT.	
BASEMENT AREA		ROOMS	
1/2	3/4	BSMT.	1ST <u>3</u>
EXTERIOR WALLS		2ND <u>4</u>	3RD
CLAPBOARDS		INTERIOR FINISH	
COLONIAL SIDING			1ST 2ND 3RD
SINGLE SIDING		PINE	<input checked="" type="checkbox"/>
WOOD SHINGLES		ENAMELED	<input checked="" type="checkbox"/>
COMPO. SHINGLES		CHESTNUT	
STUCCO ON FRAME		HARDWOOD	
STUCCO ON TILE OR C.B.		WALL BOARD	
FACE BRICK VENEER		MATCH BEAD	
FACE BR. ON TILE OR C.B.		UNFIN. INT.	<input checked="" type="checkbox"/>
COM BRICK VENEER			
COM BR. ON TILE OR C.B.			
SOLID COM. BRICK		HEATING	
STONE VENEER		STEAM	
SOLID STONE		HOT WATER	<input checked="" type="checkbox"/>
Asbestos Shing	<input checked="" type="checkbox"/>	VAPOR	
ROOF INSULATION		AIR COND.	
BLANKET INSULATION		ROOFING	
ROOF TYPE		HOT AIR	
HIP	GABLE <input checked="" type="checkbox"/>	PIPELESS	
MANSARD	FLAT	NO HEATING SYST.	
GAMBREL		OIL BURNER <u>ATT.</u>	<input checked="" type="checkbox"/>
ASPHALT SHINGLE		COAL STOKER	
WOOD SHINGLE		GAS BOILER	
ASBESTOS SHINGLE	<input checked="" type="checkbox"/>	FIREPLACES	
SLATE - STD. WT.		FIREPLACE STACKS	<input checked="" type="checkbox"/>
SLATE - HEAVY		FIREPLACES	<input checked="" type="checkbox"/>
TILE		ARTIFICIAL FIREPLACE	
METAL		INCINERATOR	
COMPOSITION		LIGHTING	
		NO ELECTRIC LTG.	
		GAS LIGHTING	
		PRIVATE LTG. SYST.	



MEASURED		PLUMBING		TILING	
MEASURED	19	BATHROOMS	<input checked="" type="checkbox"/>	BATH FLOOR & WAINSCOT	<input checked="" type="checkbox"/>
LISTED	28	STALL SHOWER BATH ROOM		BATH FLOOR & WALLS	
AREA COMP. U <sub>1</sub>		STALL SHOWER EXTRA		BATH FLOOR ONLY	
PRICED	111	TOILET ROOMS		TOILET RM. FL. & WAINS.	
		WATER CLOSET EXTRA		TOILET RM. FL. & WALLS	
		LAVATORY EXTRA		TOILET RM. FL. ONLY	
		SINK EXTRA		KITCHEN WAINSCOT	
		SEPTIC TANK OR CESSPOOL	<input checked="" type="checkbox"/>	LOCATION	
		DRILLED WELL		GOOD	FAIR <input checked="" type="checkbox"/>
		PRIVATE WATER SYST.		POOR	
		WATER ONLY		INCOME	
		NO PLUMBING			

TOTAL		BUILDING COMPUTATION	
39.38		766 S.F.	5330
		35 S.F. 2 <sup>00</sup>	70
		78 S.F.	86
		165 S.F. 1 <sup>00</sup>	165
		S.F.	
		S.F.	
		S.F.	
		S.F.	
		BSMT. AREA	
		WALLS	
		ROOF	38
		FLOORS	
		FLOORS	-99
		ATTIC	113
		INT. FIN.	
		HEATING <u>Hot OR</u>	335
		FIREPLACES	160
		PLUMBING	
		TILING	
		TOTAL	6198
		COST FACTOR	
		REPLACEMENT VALUE	
OUTBUILDINGS			
WALL FOUNDATION	<input checked="" type="checkbox"/>	CONC. FLOOR	<input checked="" type="checkbox"/>
MER FOUNDATION	<input checked="" type="checkbox"/>	EARTH FLOOR	
SINGLE WALL SDG.	<input checked="" type="checkbox"/>	SHINGLE ROOF	<input checked="" type="checkbox"/>
DOUBLE WALL SDG.		ROLL ROOFING	
SHINGLE WALLS		ELECTRIC LIGHTS	
STUCCO ON		FINISHED INT.	
CEMENT BLOCK			
BRICK			
UNIT PRICE #1	90.	UNIT PRICE #2	

4423-36 4233 34131

6114

SECTION 3 BLK: 131 LOT 24 ADDRESS

CARD NO. 42

ASSESSMENT SUMMARY

NH 600 37700 3,700 000  
 78348-1430  
 IR 1 478  
 ST. MARY'S R.C. CHURCH AT MANHASSET  
 SEC. 3 BLOCK 131 9133-078 X-009825  
 LOT 24  
 EXEMPT RELIGIOUS X14

REMARKS  
 DEC 1918 X-9825  
 P. 9133 of 78  
 due 8/1/78 due 8/3/78  
 3-8-83 reprice main area no error  
 in previous computation. Xaf

19	LAND	600
19	BLDGS.	309.1
19	TOTAL	3700
19	LAND	600
19	BLDGS.	2851
19	TOTAL	3450

NH 600 3,450 3,450 000  
 9133-078 X-009825  
 ST. MARYS ROMAN CATHOLIC CHURCH  
 SEC. 3 BLOCK 131 9133-078 X-009825  
 LOT 24  
 EXEMPT RELIGIOUS X14  
 FZ 031483  
 CLASS 620:10 EXEMPT 26300 REASON CODE 20

EXEMPT

19	LAND	
19	BLDGS.	
19	TOTAL	
19	LAND	
19	BLDGS.	
19	TOTAL	

LAND RECORD *14*

NO UTILITIES	LOW
NO SEWER	HIGH
NO WATER	ROUGH
NO GAS	ROCKY
NO ELECTRICITY	SWAMPY
	HILLSIDE
NO STREET	WOODED
DIRT STREET	BRUSH
SEMI IMPROVED ST.	TILLABLE
NO SIDEWALK	620.10

LAND VALUE COMPUTATIONS

FRONTAGE FIGURED	AVERAGE DEPTH	UNIT PRICE	UNIT PERCENT	FRONT FT. PRICE	COR. INFL.	TOTAL	\$ DEPR.	VALUE
48	100	14				672		

19	LAND	
19	BLDGS.	
19	TOTAL	



SECTION 3 BLOCK 131 LOT 24 ADDRESS 18 1st ST. CARD No. 714

PROPERTY DESCRIPTION

605. 3,700.  
 6 1 2 3 10 30 46 63 58 S 747  
 J G & E B STRANAHAN 6068-401  
 SEC 3 BLK 131  
 LOT 24 DW 11366

605. 3,700.  
 6 1 2 3 10 26 46 63 58 71 747  
 BETHEL LEONARD  
 SEC 3 BLK 131  
 LOT 24

605. 3,950.  
 6 1 2 3 10 26 46 63 58 71 747  
 BETHEL LEONARD  
 SEC 3 BLK 131  
 LOT 24

11926

REMARKS

L. L. 50x100

Complaint # 1233 - Deduct 300  
 2/14/51 MAKE 1 STD OF 183 # POR @ 1.00 / - 2 SP  
 ADD FIRE PLACE & MAKE GRADE B Refer

19	LAND	720
19	BLDGS.	
19	TOTAL	3000
19	LAND	
19	BLDGS.	
19	TOTAL	
19	LAND	672
19	BLDGS.	4049
19	TOTAL	4721
19	LAND	672
19	BLDGS.	
19	TOTAL	4700
19	LAND	672
19	BLDGS.	3748
19	TOTAL	4420
19	LAND	672
19	BLDGS.	
19	TOTAL	4400
19	LAND	605
19	BLDGS.	
19	TOTAL	3950
19	LAND	605
19	BLDGS.	3091
19	TOTAL	3700

3121 LAND RECORD A1

NO UTILITIES	LOW
NO SEWER	HIGH
NO WATER	ROUGH
NO GAS	ROCKY
NO ELECTRICITY	SWAMPY
NO STREET	HILLSIDE
DIRT STREET	WOODED
SEMI IMPROVED ST.	BRUSH LAND
NO SIDEWALK	TILLABLE

LAND VALUE COMPUTATIONS

FRONTAGE FIGURED	AVERAGE DEPTH	UNIT PRICE	UNIT PERCENT	FRONT FT. PRICE	COR. INFL.	TOTAL	\$ DEPR.	VALUE
48	1100	14				672		

19	LAND	
19	BLDGS.	
19	TOTAL	
19	LAND	
19	BLDGS.	
19	TOTAL	







SECTION 3 BLOCK 131 LOT 25 ADDRESS 42-CLAPHAM CARD NO. 9114 ASSESSMENT SUMMARY

PROPERTY DESCRIPTION

873. 4,400.

6 1 2 3 10 26 46 63 58 71 747

CHESTER CHICOSKY & WIFE 3354-196

SEC 3 BLK 131

LOT 25

Z 1 2 7 4 9

BLK. 415  
LOT 37  
SCH. DIST. 6

REMARKS

L.N. - 50 X 100

19	LAND	720
19	BLDGS.	
19	TOTAL	3600
19	LAND	
19	BLDGS.	
19	TOTAL	
19	LAND	970
19	BLDGS.	3940
19	TOTAL	4910
19	LAND	970
19	BLDGS.	
19	TOTAL	4900
19	LAND	873
19	BLDGS.	
19	TOTAL	4400
19	LAND	
19	BLDGS.	
19	TOTAL	
19	LAND	
19	BLDGS.	
19	TOTAL	
19	LAND	
19	BLDGS.	
19	TOTAL	

1943  
970-10 44  
43

873. 4,400.

6 1 2 3 10 30 46 63 58 S 747

CHESTER CHICOSKY & WIFE 3354-196

SEC 3 BLK 131

LOT 25 DW 11866

LAND RECORD

NO UTILITIES	LOW
NO SEWER	HIGH
NO WATER	ROUGH
NO GAS	ROCKY
NO ELECTRICITY	SWAMPY
NO STREET	HILLSIDE
DIRT STREET	WOODED
SEMI IMPROVED ST.	BRUSH LAND
NO SIDEWALK	TILLABLE

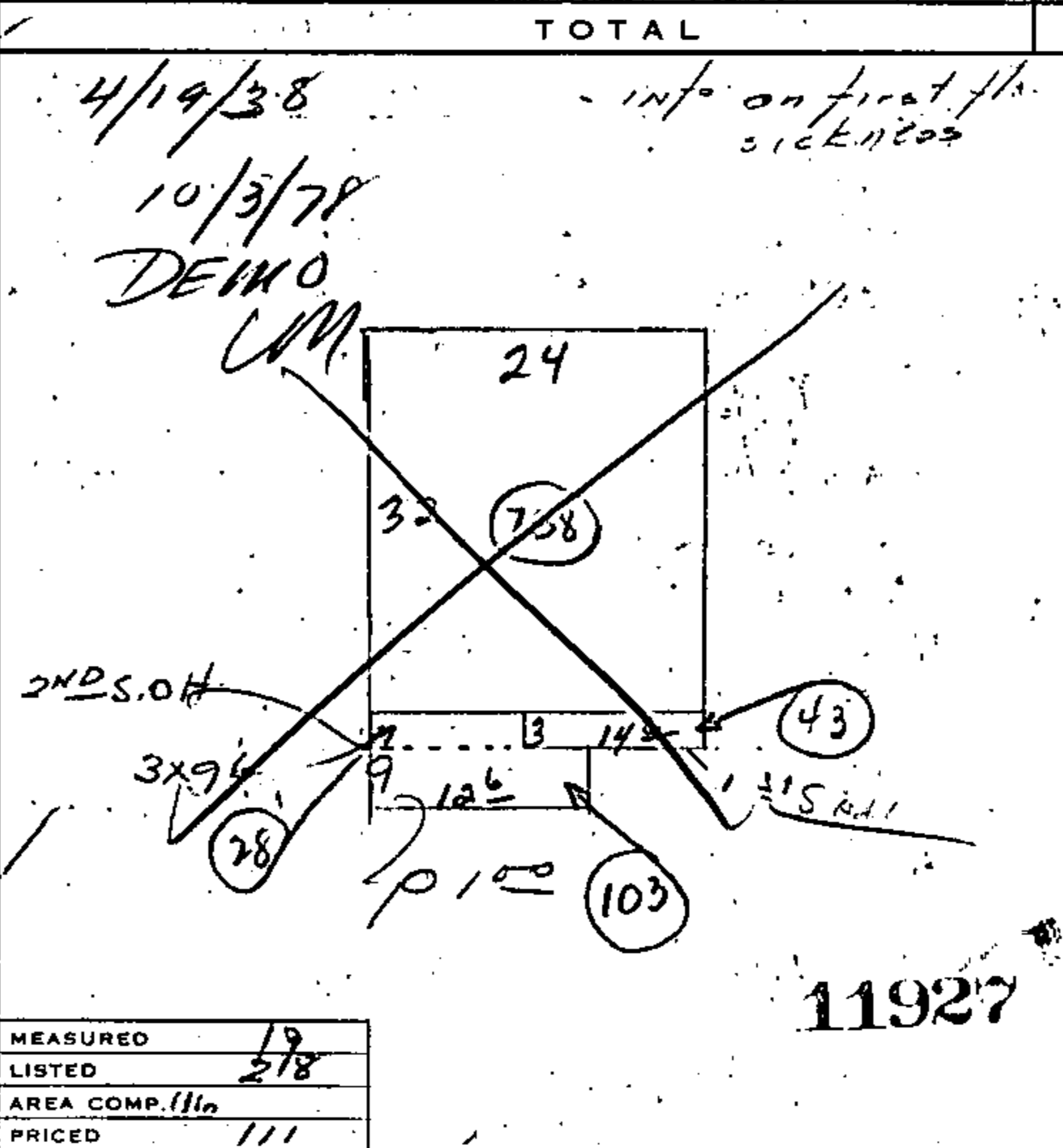
LAND VALUE COMPUTATIONS

FRONTAGE FIGURED	AVERAGE DEPTH	UNIT PRICE	UNIT PERCENT	FRONT FT. PRICE	COR. INFL.	TOTAL	% DEPR.	VALUE
50	100	18			70	970		

19	LAND	
19	BLDGS.	
19	TOTAL	
19	LAND	
19	BLDGS.	
19	TOTAL	

OCCUPANCY	CONSTRUCTION	SIZE	GRADE	AGE	REMODL'D	COND.	PHY. DEP.	FUNCT. DEP.	REPL. VALUE	PHYSICAL VALUE	SOUND VALUE
<del>DWELL</del>	<del>237.85 PR</del>		<del>B-</del>	<del>7</del>		<del>F</del>	<del>35</del>		<del>5829</del>	<del>3789</del>	
<del>GARAGE LEAN</del>	<del>15 FR</del>	<del>12x18</del>	<del>B</del>	<del>7</del>		<del>E</del>	<del>30</del>		<del>216</del>	<del>151</del>	

FOUNDATION		ATTIC & BSMT. FIN.	
CONCRETE WALLS	<input checked="" type="checkbox"/>	ATTIC FL. & STAIRS	<input checked="" type="checkbox"/>
CEMENT BLK. WALLS		FIN. ATTIC AREA	
BRICK WALLS		FIN. BSMT. AREA	
STONE WALLS		RECREATION RM. BSMT.	
PIERS		GARAGE IN BSMT.	
BASEMENT AREA		ROOMS	
1/2	3/4	BSMT.	1ST 3
EXTERIOR WALLS		2ND 4	3RD
CLAPBOARDS	1ST <input checked="" type="checkbox"/>	INTERIOR FINISH	
COLONIAL SIDING			1ST 2ND 3RD
SINGLE SIDING		PINE	<input checked="" type="checkbox"/> <input checked="" type="checkbox"/> <input checked="" type="checkbox"/>
WOOD SHINGLES	2ND <input checked="" type="checkbox"/>	ENAMELED	<input checked="" type="checkbox"/> <input checked="" type="checkbox"/>
COMPO. SHINGLES		CHESTNUT	
STUCCO ON FRAME		HARDWOOD	
STUCCO ON TILE OR C.B.		WALL BOARD	
FACE BRICK VENEER		MATCH BEAD.	
FACE BR. ON TILE OR C.B.		UNFIN. INT.	
COM BRICK VENEER		HEATING	
COM BR. ON TILE OR C.B.		STEAM	
SOLID COM. BRICK		HOT WATER	<input checked="" type="checkbox"/>
STONE VENEER		VAPOR	
SOLID STONE		AIR COND.	
ROOF INSULATION		ROOFING	
BLANKET INSULATION		ASPHALT SHINGLE	<input checked="" type="checkbox"/>
ROOF TYPE		WOOD SHINGLE	
HIP	GABLE <input checked="" type="checkbox"/>	ASBESTOS SHINGLE	
MANSARD	FLAT	SLATE - STD. WT.	
GAMBREL		SLATE - HEAVY	
		TILE	
		METAL	
		COMPOSITION	
		FIREPLACES	
		FIREPLACE STACKS	
		FIREPLACES	
		ARTIFICIAL FIREPLACE	
		INCINERATOR	
		LIGHTING	
		NO ELECTRIC LTG.	
		GAS LIGHTING	
		PRIVATE LTG. SYST.	



BUILDING COMPUTATION		19	19	19	19	19	19
768 S.F.	53.30						
43 S.F.	1.64						
28 S.F.	1.26						
103 S.F.	1.00						
S.F.							
S.F.							
S.F.							
S.F.							
BSMT. AREA							
WALLS							
ROOF							
FLOORS							
FLOORS	= 99						
ATTIC	53						
INT. FIN.							
HEATING HW	152						
FIREPLACES							
PLUMBING							
TILING							
	5829						
TOTAL							
COST FACTOR							
REPLACEMENT VALUE							
OUTBUILDINGS		19	19	19	19	19	19
WALL FOUNDATION	<input checked="" type="checkbox"/>						
PIER FOUNDATION		EARTH FLOOR	<input checked="" type="checkbox"/>				
SINGLE WALL SDG.		SHINGLE ROOF	<input checked="" type="checkbox"/>				
DOUBLE WALL SDG.		ROLL ROOFING					
SHINGLE WALLS		ELECTRIC LIGHTS					
STUCCO ON		FINISHED INT.					
CEMENT BLOCK							
BRICK							
UNIT PRICE #1	1.00	UNIT PRICE #2					